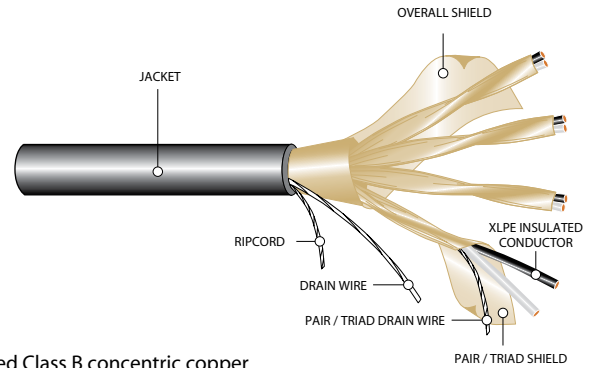


XLPE Insulated Individual and Overall Shielded 20 AWG 300V

XLPE/PVC



SPECIFICATIONS

- CSA C22.2 No. 230
- CSA C22.2 No. 239
- CSA C22.2 No. 38
- CSA FT4 rated (70,000 BTU Vertical Flame Test)



CONSTRUCTION

- Conductor:** 7 strand bare or tinned Class B concentric copper
- Insulation:** Fire retardant (FR) Cross-Linked Polyethylene (XLPE), Type RW90
- Individual Shield:** Aluminum/polyester tape shield with 7 strand drain wire over each pair or triad
- Overall Shield:** Overall aluminum/polyester tape shield with 7 strand drain wire
- Outer Jacket:** Low-temperature (-40°C), flame and sunlight resistant Polyvinyl Chloride (PVC), black
- Options:** Tinned copper braid shielded cables are available upon request
150V cable
Polyvinyl Chloride (PVC) insulation
Other coloured outer jacket and constructions available upon request

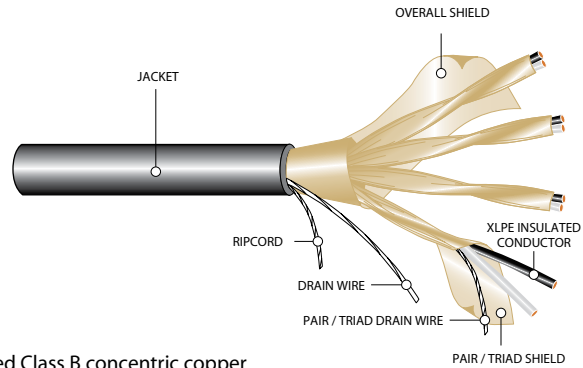
PAIRS						
Part Number	No. of Pairs	Jacket Thickness (in.)	Approximate Diameter (in.)	Net Weight		Min. Bend Radius (in.)
				LB/MFT	KG/KM	
C3-1324-2002-19	2	0.045	0.51	86	128	6.0
C3-1324-2004-19	4	0.060	0.59	147	219	7.0
C3-1324-2008-19	8	0.060	0.71	245	364	9.0
C3-1324-2012-19	12	0.080	0.90	376	559	11.0
C3-1324-2016-19	16	0.080	1.00	474	705	12.0
C3-1324-2024-19	24	0.080	1.22	674	1003	15.0
C3-1324-2036-19	36	0.080	1.39	948	1411	17.0
C3-1324-2050-19	50	0.080	1.69	1285	1912	20.0

TRIADS						
Part Number	No. of Triads	Jacket Thickness (in.)	Approximate Diameter (in.)	Net Weight		Minimum Bend Radius (in.)
				LB/MFT	KG/KM	
C3-1334-2002-19	2	0.060	0.58	119	177	7.0
C3-1334-2004-19	4	0.060	0.67	187	278	8.0
C3-1334-2008-19	8	0.060	0.79	313	466	9.0
C3-1334-2012-19	12	0.080	1.00	481	716	12.0
C3-1334-2016-19	16	0.080	1.11	610	908	13.0
C3-1334-2024-19	24	0.080	1.36	874	1301	16.0

Note: All dimensions are nominal and are subject to normal manufacturing tolerance.
Specifications are subject to change without prior notice

XLPE Insulated Individual and Overall Shielded 18 AWG 300V

XLPE/PVC



SPECIFICATIONS

- CSA C22.2 No. 230
- CSA C22.2 No. 239
- CSA C22.2 No. 38
- CSA FT4 rated (70,000 BTU Vertical Flame Test)



CONSTRUCTION

- Conductor:** 7 strand bare or tinned Class B concentric copper
- Insulation:** Fire retardant (FR) Cross-Linked Polyethylene (XLPE), Type RW90
- Individual Shield:** Aluminum/polyester tape shield with 7 strand drain wire over each pair or triad
- Overall Shield:** Overall aluminum/polyester tape shield with 7 strand drain wire
- Outer Jacket:** Low-temperature (-40°C), flame and sunlight resistant Polyvinyl Chloride (PVC), black
- Options:** Tinned copper braid shielded cables are available upon request
150V or 600V cable
Polyvinyl Chloride (PVC) insulation
Other coloured outer jacket and constructions available upon request

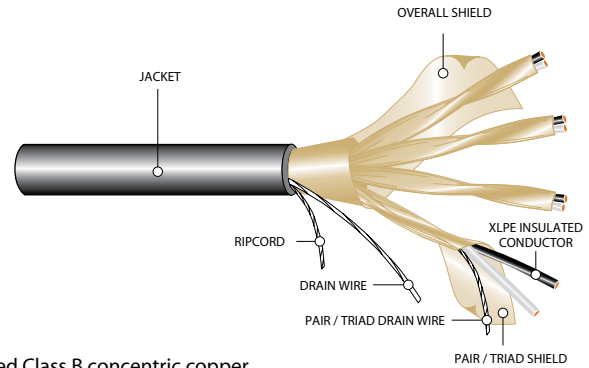
PAIRS						
Part Number	No. of Pairs	Jacket Thickness (in.)	Approximate Diameter (in.)	Net Weight		Minimum Bend Radius (in.)
				LB/MFT	KG/KM	
C3-1324-1802-19	2	0.045	0.51	107	159	6.0
C3-1324-1804-19	4	0.060	0.60	167	249	7.0
C3-1324-1808-19	8	0.060	0.80	291	434	10.0
C3-1324-1812-19	12	0.080	1.01	442	658	12.0
C3-1324-1816-19	16	0.080	1.12	553	822	13.0
C3-1324-1824-19	24	0.080	1.37	794	1181	16.0
C3-1324-1836-19	36	0.080	1.57	1108	1650	18.0
C3-1324-1850-19	50	0.110	1.88	1585	2358	22.0

TRIADS						
Part Number	No. of Triads	Jacket Thickness (in.)	Approximate Diameter (in.)	Net Weight		Minimum Bend Radius (in.)
				LB/MFT	KG/KM	
C3-1334-1802-19	2	0.060	0.60	151	224	7.0
C3-1334-1804-19	4	0.060	0.69	218	324	8.0
C3-1334-1808-19	8	0.080	0.93	418	623	11.0
C3-1334-1812-19	12	0.080	1.13	592	882	13.5
C3-1334-1816-19	16	0.080	1.25	740	1101	15.0
C3-1334-1824-19	24	0.080	1.55	1071	1594	19.0

Note: All dimensions are nominal and are subject to normal manufacturing tolerance. Specifications are subject to change without prior notice.

XLPE Insulated Individual and Overall Shielded 16 AWG 300V

XLPE/PVC



SPECIFICATIONS

- CSA C22.2 No. 230
- CSA C22.2 No. 239
- CSA C22.2 No. 38
- CSA FT4 rated (70,000 BTU Vertical Flame Test)



CONSTRUCTION

Conductor: 7 strand bare or tinned Class B concentric copper
Insulation: Fire retardant (FR) Cross-Linked Polyethylene (XLPE), Type RW90
Individual Shield: Aluminum/polyester tape shield with 7 strand drain wire over each pair or triad
Overall Shield: Overall aluminum/polyester tape shield with 7 strand drain wire
Outer Jacket: Low-temperature (-40°C), flame and sunlight resistant Polyvinyl Chloride (PVC), black
Options: Tinned copper braid shielded cables are available upon request
 150V or 600V cable
 Polyvinyl Chloride (PVC) insulation
 Other coloured outer jacket and constructions available upon request

PAIRS						
Part Number	No. of Pairs	Jacket Thickness (in.)	Approximate Diameter (in.)	Net Weight		Minimum Bend Radius (in.)
				LB/MFT	KG/KM	
C3-1324-1602-19	2	0.060	0.58	149	221	7.0
C3-1324-1604-19	4	0.060	0.67	215	320	8.0
C3-1324-1608-19	8	0.080	0.91	413	615	11.0
C3-1324-1612-19	12	0.080	1.10	582	867	13.0
C3-1324-1616-19	16	0.080	1.22	732	1089	14.0
C3-1324-1624-19	24	0.080	1.50	1062	1581	18.0
C3-1324-1636-19	36	0.110	1.79	1593	2370	21.0

TRIADS						
Part Number	No. of Triads	Jacket Thickness (in.)	Approximate Diameter (in.)	Net Weight		Minimum Bend Radius (in.)
				LB/MFT	KG/KM	
C3-1334-1602-19	2	0.060	0.65	188	280	7.0
C3-1334-1604-19	4	0.060	0.75	281	418	9.0
C3-1334-1608-19	8	0.080	1.01	542	806	12.0
C3-1334-1612-19	12	0.080	1.23	773	1150	14.0
C3-1334-1616-19	16	0.080	1.37	979	1457	24.0
C3-1334-1624-19	24	0.080	1.69	1426	2123	20.0

Note: All dimensions are nominal and are subject to normal manufacturing tolerance. Specifications are subject to change without prior notice.